









The 8 step process to become a Worship Leader

-  You sense a call to a particular ministry or are approached by someone who thinks you may be the right person
-  Arrange a discussion about your sense of call and details of the role with a member of clergy or other relevant person
-  Complete a DBS check and Safeguarding Training (Level A and Level B or E)
-  Training is arranged (usually at ministry area level)
-  At the end of the training, the learning mentor, Ministry Area Leader (if not the same person), and you will decide if commissioning should proceed
-  The commissioning is minuted by the Ministry Area Council.
-  Notify the Bishop's Office and Diocesan Office of the commissioning, by completing and returning a Lay Ministry data permission form.
-  You are commissioned as part of a service of public worship.